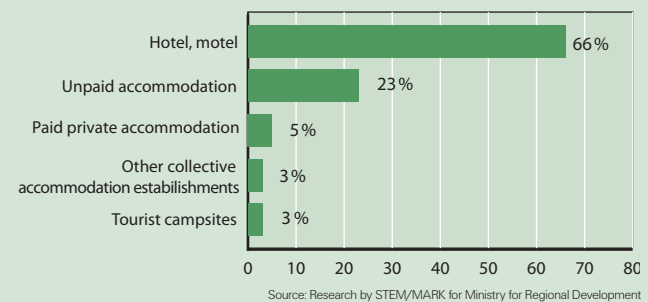


4.3 Type of accommodation

Foreign tourists most often stayed in hotel, motel (66 %). 23 % of foreign tourists used some kind of unpaid accommodation (e.g. stayed at friends or relatives). 5 % of foreign tourists stayed in paid private accommodation (rented flat or room), 3 % of respondents chose other collective accommodation establishments and almost 3 % of foreign tourists stayed in tourist campsites.

Type of accommodation



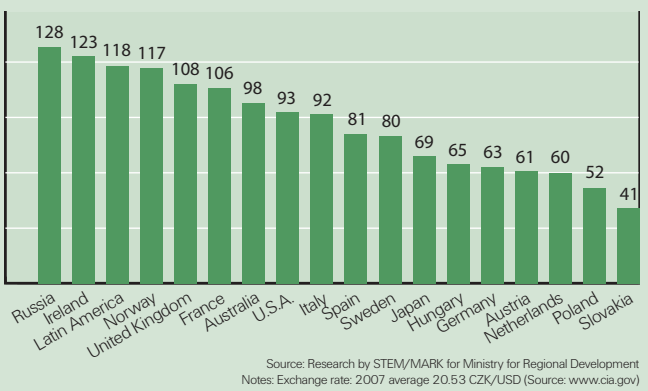
4.4 Expenditure of foreign visitors

Total expenditure of foreign visitors/person/day:

Foreign tourists	Expenditure per person and day – during the stay in the Czech Republic	1,949 CZK	95 USD
One-day visitors	Expenditure per person and day – during the stay in the Czech Republic	1,607 CZK	78 USD

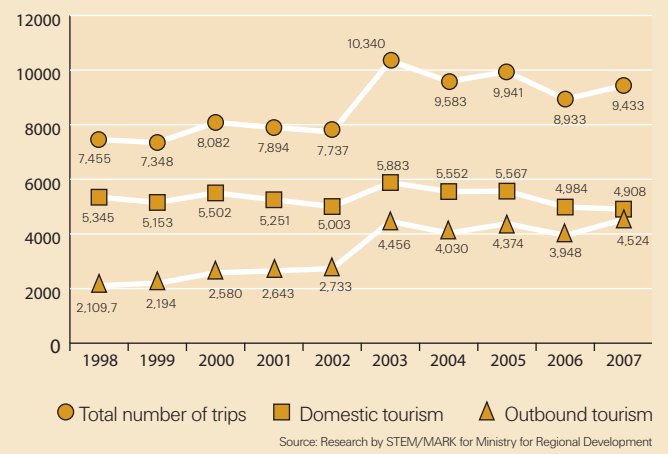
Source: Research by STEM/MARK for Ministry for Regional Development
Notes: Exchange rate: 2007 average 20.53 CZK/USD (Source: www.cia.gov)

Foreign tourists' expenditure in the Czech Republic, 2007 (in USD per person and day)



5 Domestic and outbound tourism

Number of holiday or leisure trips of 4 or more consecutive overnight stays, Czech citizens 1998-2007




Number of holiday or leisure trips of 4 or more consecutive overnight stays: by main purpose of trip in 2007 (thous.)

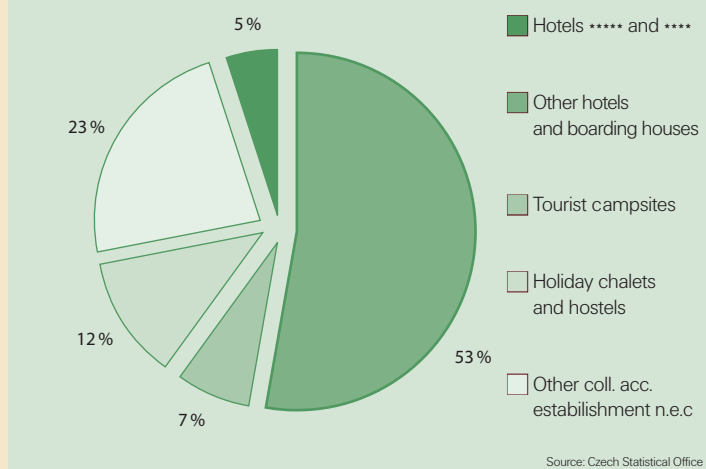
	Number of trips		
	Total	In CR	Abroad
Total number of trips	9,433.4	4,908.4	4,525.0
by main purpose of trip:			
Leisure time and sport	5,426.0	2,291.0	3,135.1
Health care stay	434.9	287.4	147.6
Sightseeing trips	502.0	121.4	380.6
Stay in your own cottage/ weekend house	777.3	773.5	.
Visit relatives-friends	1,769.7	1,177.6	592.1
Other	523.5	257.7	265.8

Source: Czech Statistical Office

Notes: Each trip given corresponds to 1 trip taken by 1 person (person-trip). The symbol of dot (.) in place of a figure indicates that the figure is not available or cannot be relied on.



6 Accommodation in the Czech Republic



Capacity survey of collective accommodation establishments in the Czech Republic 2007

	Nr. of accommodation establishments	Nr. of beds	Nr. of foreign tourists 2007
COLLECTIVE ACCOMMODATION ESTABLISHMENTS, TOTAL	7,845	451,707	6,679,704
HOTELS AND SIMILAR ACCOMM. ESTABLISHMENTS, TOTAL	4,559	248,007	6,098,495
Including:			
Hotels *****	39	10,935	699,119
Hotels ****	321	44,801	2,211,595
Other hotels and boarding houses	4,199	192,341	3,187,781
OTHER COLLECTIVE ACCOMM. ESTABLISHMENTS, TOTAL	3,286	203,630	581,209
Including:			
Tourist campsites	516	9,600	185,335
Holiday chalets and hostels for tourists	959	57,052	55,418
Other collect. establishments n.e.c.	1,811	116,978	340,456

Source: Czech Statistical Office

Published by Leonardo spol. s r. o.
on behalf of the
Czech Tourism Authority - CzechTourism
Market Analysis Department
Vinohradská 46, P.O.Box 32, 120 41 Prague 2
Phone: +420 221 580 111
Fax: +420 224 247 516
E-mail: vyzkum@CzechTourism.cz
www.CzechTourism.cz, www.CzechTourism.com

Tourism in the Czech Republic
Facts & Figures 2007



1 Basic Facts about the Czech Republic

Area: 78,866 square kilometers
 Neighbouring states: Germany, Poland, Slovakia, Austria
 Population: 10,322,689
 Capital: Prague (population of 1.2 million)

What we can offer to the tourists:

- 12 historical monuments on the UNESCO Heritage List
- over 200 castles, chateaux and monuments
- more than 40 protected historical towns
- 36 spa towns and resorts
- 77 golf courses
- 4 national parks and 25 protected landscape areas
- 8 mountain ranges
- 39,816 km of walking trails
- 37,000 km of cycling routes
- 2,630 km of ski routes and pistes
- 1,800 km of horse riding routes

Accommodation facilities:

- 7,845 collective accommodation facilities
- 39 five-star and 321 four-star hotels
- 4,199 other hotels and boarding houses
- 516 tourist campsites
- 959 holiday chalets and hostels for tourists

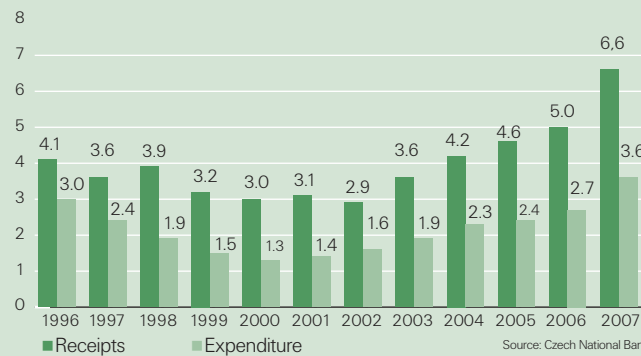
2 Economic role of tourism in the Czech Republic



	2003	2004	2005	2006	2007
International tourism receipts (bn USD)	3.6	4.2	4.7	5.5	6.6
International tourism expenditure (bn USD)	1.9	2.3	2.4	2.8	3.6
International tourism balance (bn USD)	1.6	1.9	2.3	2.8	3.0
Share of tourism receipts on GDP (in %)	3.9	3.8	3.7	3.9	3.8
Share of tourism receipts on exports (in %)	7.3	6.2	6.0	5.8	5.4
Share of tourism receipts on service receipts (in %)	45.8	43.4	39.7	39.7	38.7

Source: Czech National Bank, Czech Statistical Office

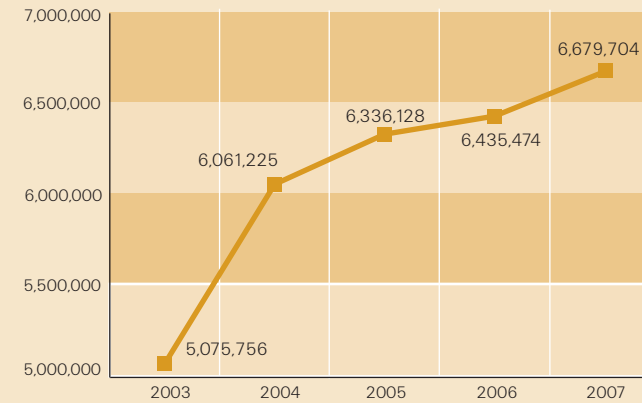
Tourism receipts and expenditure (bn USD) 1996-2007



Source: Czech National Bank

3 Inbound tourism

Number of foreign tourists at collective accommodation establishments in the Czech Republic



Source: Czech Statistical Office

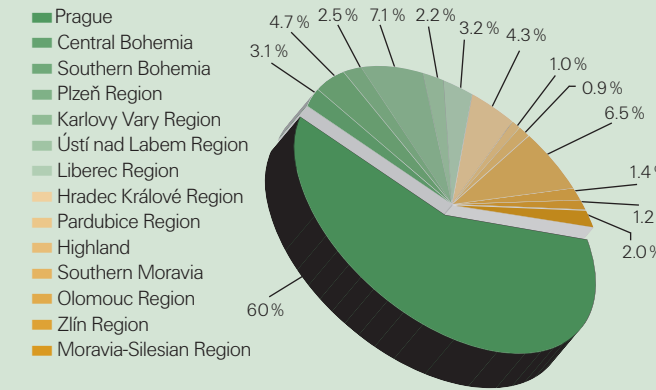
Foreign tourists at collective accommodation establishments in the Czech Republic by country of origin (TOP 20)

Country	Order	Number of guests	% share	Average length of stay	Number of nights	% share
Foreign guests total		6,680,400	100.0 %	3.1	20,614,907	100.0 %
Germany	1.	1,552,095	23.2 %	3.6	5,642,921	27.4 %
UK	2.	564,040	8.4 %	2.7	1,515,397	7.4 %
Italy	3.	412,698	6.2 %	2.9	1,200,668	5.8 %
U.S.A.	4.	322,100	4.8 %	2.9	937,972	4.5 %
Russia	5.	320,930	4.8 %	5.3	1,705,567	8.3 %
Slovakia	6.	310,258	4.6 %	2.8	877,559	4.3 %
Poland	7.	299,156	4.5 %	2.2	652,662	3.2 %
Spain	8.	256,553	3.8 %	3.2	821,724	4.0 %
The Netherlands	9.	248,014	3.7 %	3.7	914,992	4.4 %
France	10.	236,380	3.5 %	2.6	608,829	3.0 %
Austria	11.	177,242	2.7 %	2.0	359,038	1.7 %
Japan	12.	136,476	2.0 %	2.2	294,271	1.4 %
Denmark	13.	109,695	1.6 %	3.2	354,505	1.7 %
Hungary	14.	99,213	1.5 %	2.3	231,900	1.1 %
Norway	15.	81,333	1.2 %	3.0	240,190	1.2 %
Belgium	16.	80,371	1.2 %	2.7	220,798	1.1 %
Switzerland	17.	80,282	1.2 %	2.6	211,620	1.0 %
Republic of Korea	18.	79,468	1.2 %	1.6	124,853	0.6 %
Sweden	19.	75,864	1.1 %	2.7	205,682	1.0 %
Ukraine	20.	61,964	0.9 %	4.3	265,794	1.3 %
TOP 20 countries total		5,504,132	100.0 %	3.2	17,386,942	100.0 %
Others		1,176,268	21.4 %	2.7	3,227,965	18.6 %

Source: Czech Statistical Office


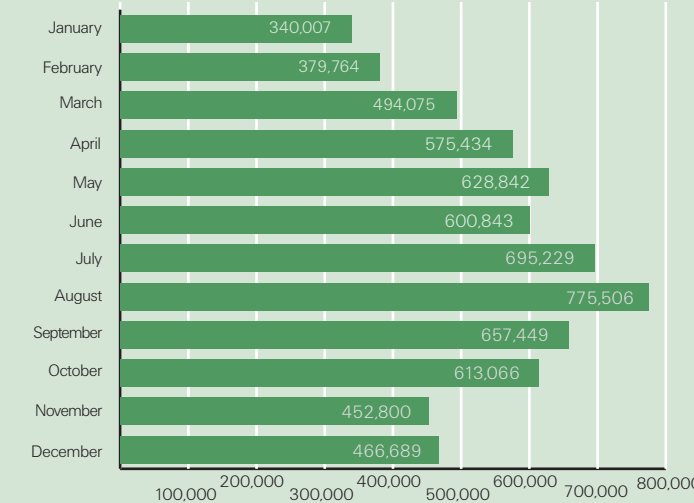
4 Foreign tourists in the Czech regions

Foreign guests at collective accommodation establishments, Czech Republic by region, 2007



Source: Czech Statistical Office

Seasonality of foreign tourists in the Czech Republic



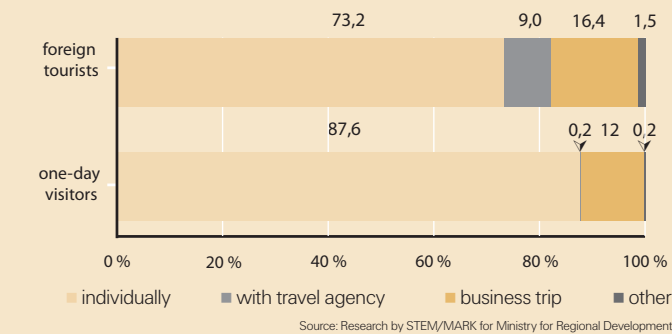
5 Results of border crossings survey

The survey 'Incoming Tourism – Number of Visitors and Their Expenditure in the Czech Republic' was commissioned and financed by the Ministry of Regional Development and carried out by STEM/MARK, a.s. in January 2007 – December 2007. The main objective was to find out the number of foreign visitors coming to the Czech Republic and their consumer behaviour. The data were collected in the above mentioned period at selected border crossings, the Ruzyně airport in Prague and 2 railway stations in Prague.

4.1 Organization of trip

According to the survey, 73 % of the foreign tourists travel individually to the Czech Republic. Only 9 % of the tourists arrived with a travel agency and 1.5 % otherwise.

As few as 0.2 % of the one-day visitors used the services of travel agencies for organizing their visit to the Czech Republic. In contrary, the proportion of the one-day visitors travelling individually to the Czech Republic is 88 %.

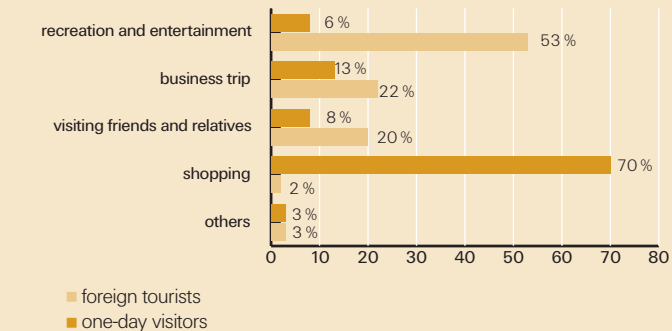


Source: Research by STEM/MARK for Ministry for Regional Development

4.2 Main purposes for visit

The main reason for visiting the Czech Republic for foreign tourists was recreation and entertainment (53 %), business trip (22 %), visiting friends and relatives (20 %) and others (3 %).

The main purpose of the one-day visitors coming to the Czech Republic was shopping (70 %), business trip (13 %), visiting friends and relatives (8 %), recreation and entertainment (6 %).



Source: Research by STEM/MARK for Ministry for Regional Development